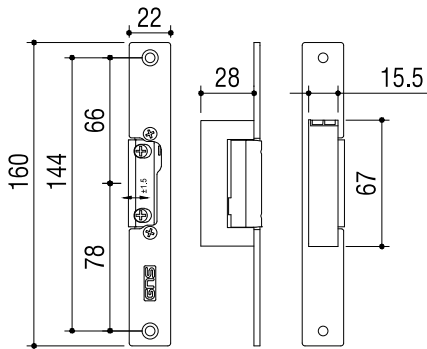
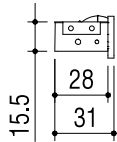



NUOVA 500

FECHADURAS TESTA ELÉCTRICA 500

CERRADERO ELÉCTRICO
ELECTRIC SAFETY STRIKE
SERRURE ELECTRIQUE

500N. 501. 502.503



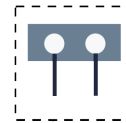
| | Testa - Cerradero - Stricker - Gâche | | | |
|------|--------------------------------------|---|---|---|
| | A | B | C | D |
| 500N | v | | v | |
| 501 | v | | v | v |
| 502 | v | | | |
| 503 | v | | | v |
| 504 | | v | v | |
| 505 | | v | v | v |
| 506 | | v | | |
| 507 | | v | | v |

A: normal; normal; normal; normal
B: grande; grande; big; grand
C: travão; freno; stopper; bloquer
D: memória; memoria; memory; mémoire

- Testa eléctrica para fechaduras de embutir. Frente em inox. Fácil conversão de posição esquerda/direita.
- Cerradero eléctrico para cerraduras de embutir. Frente en inox. Fácil conversión de posición izquierda/derecha.
- Electrical striker for security locks. Stainless steel forend. Easy left/right conversion.
- Gâche électrique. Têtière en acier inoxydable. Conversion gauche/droit très facile.

INSTALAÇÃO / APLICATION
CLASS 2 / CLASS 5
EN 50267

20m S=0.5 mm2
50m S=1.0 mm2



INPUT
8 - 12 DC/AC
1.2 - 1.5 A
Max. 10 VA (35sg)

504A/B. 505A/B. 506A/B.507A/B

